

Rapid Intervention Teams

Firefighter Survival and Rescue




Session 3




1

Rapid Intervention Teams

Firefighter Survival and Rescue

Session 3

- Downed Firefighter Packaging
- Firefighter Removal (Horizontal)
- Firefighter Removal (Up Stairs)
- Firefighter CPR



STAIRS LEADING TO BASEMENT

UNCONSCIOUS VICTIM WAS FOUND LYING ON LOWER STAIRWELL AND PARTIALLY ON HALF-LANDING

COAT RACK AND OTHER DEBRIS ENTANGLED WITH VICTIM

STAIRS LEADING TO FIRST FLOOR




2

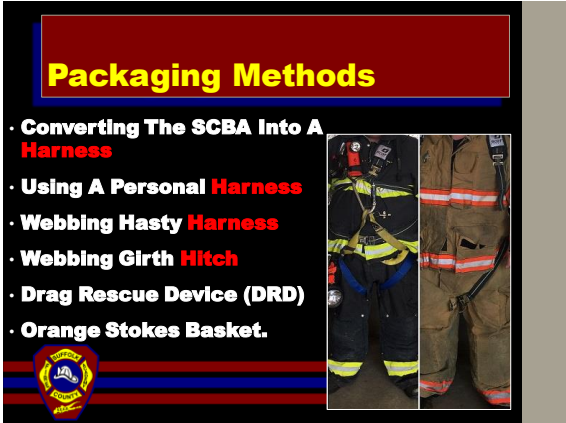
Session Objectives

- **Upon Completion of This Session, Students Will Understand:**
 - The proper techniques for packaging a downed firefighter for removal
 - Procedures and tactics for moving a downed firefighter horizontally using drags and carries, with and without a mechanical advantage system
 - Best practices for removing a downed firefighter up a set of stairs
- **Students will demonstrate downed firefighter packaging, horizontal removal, and removal up a set of stairs.**

3



4




5



6

Converting The SCBA



7

Don't Set Yourself Up For Failure



8

Personal Harness



9

Personal Harness



10

Webbing Hasty Harness



Can Be Used If Firefighter Is Found Without SCBA



11

Webbing Girth Hitch



12



13



14



15

Two Man Push-Pull

- Convert SCBA
- Left Leg, Left Shoulder
- Right Leg, Right Shoulder.



16

Simple Mechanical Advantage (2:1)

- Convert SCBA
- Rescue Rope
- Search Rope
- Personal Rope.



17

Simple Mechanical Advantage (2:1)



18

Simple Mechanical Advantage (2:1)



19

Two Hooks



20

Two Hooks



21

Halligan



22

Removal Up-Stairs



23

Rope Use

Simple Girth Hitch. No M/A. No SCBA Conversion



24

Rope Use



25

Cylinder Neck

Communication Is Key... "1, 2, 3 LIFT!"



26


2:1 Mechanical Advantage



27

2:1 Mechanical Advantage

- Convert SCBA
- Establish Anchor Point
 - Wall cavity
 - Substantial pipes
 - Joists / rafters
 - 6' metal hook / halligan.



28

2:1 Mechanical Advantage



29

2:1 Mechanical Advantage



30

2:1 Mechanical Advantage



31

Halligan



32

Halligan



33



34




35



36

Summary


- There are many different ways to package a downed firefighter. Make sure members in your department are on the same page
- Wear your gear properly, including waist strap!
- Orange stokes is used for firefighter removal.



37


Summary (Cont'd)

- Rope, in a straight pull or 2:1 can be used as a progress capture when moving up stairs
- Cylinder neck must clear tread when moving up stairs
- Practice until your package method becomes muscle memory.



38



Questions?



39

Packaging, Drags, Carries

- Downed Firefighter Packaging
- Downed Firefighter Drags
- Downed Firefighter Carries
- Removal Up Stairs.



40

Packaging, Drags, Carries

- Grab All Your PPE Including SCBA
- Meet Instructors Downstairs By Maze.



41
